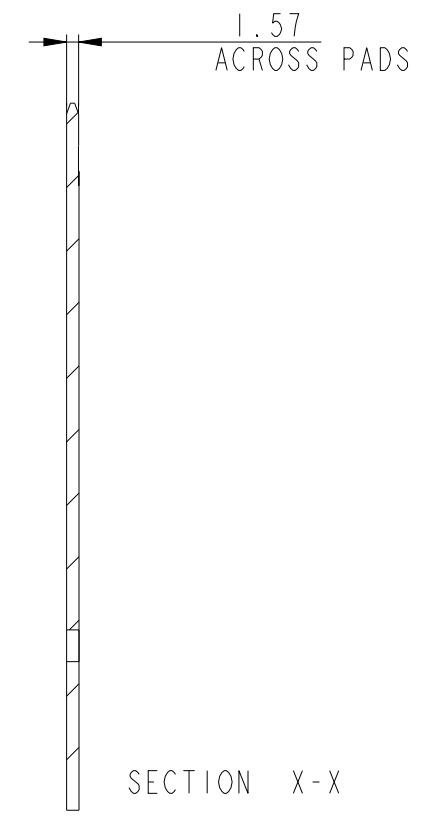
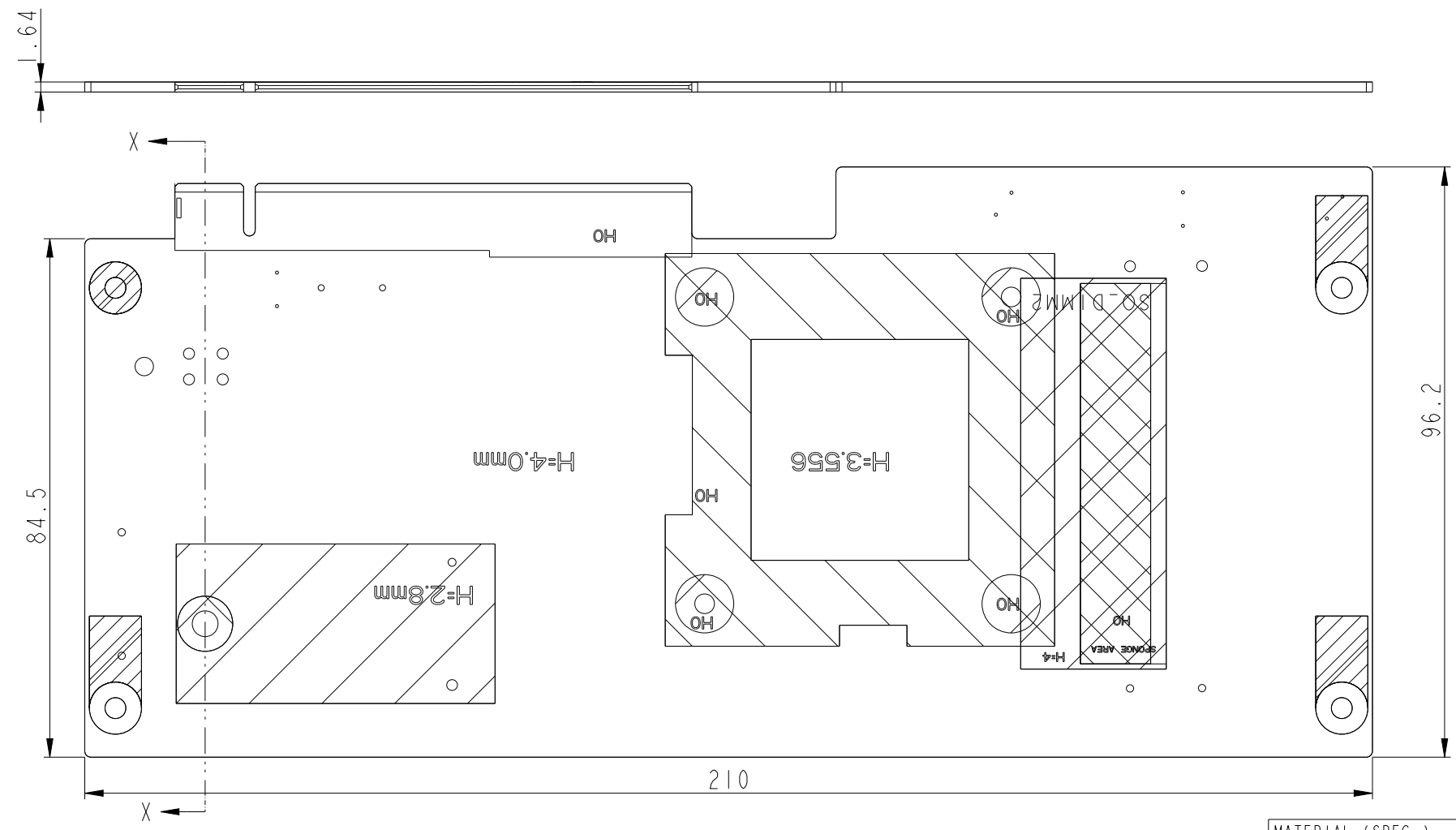
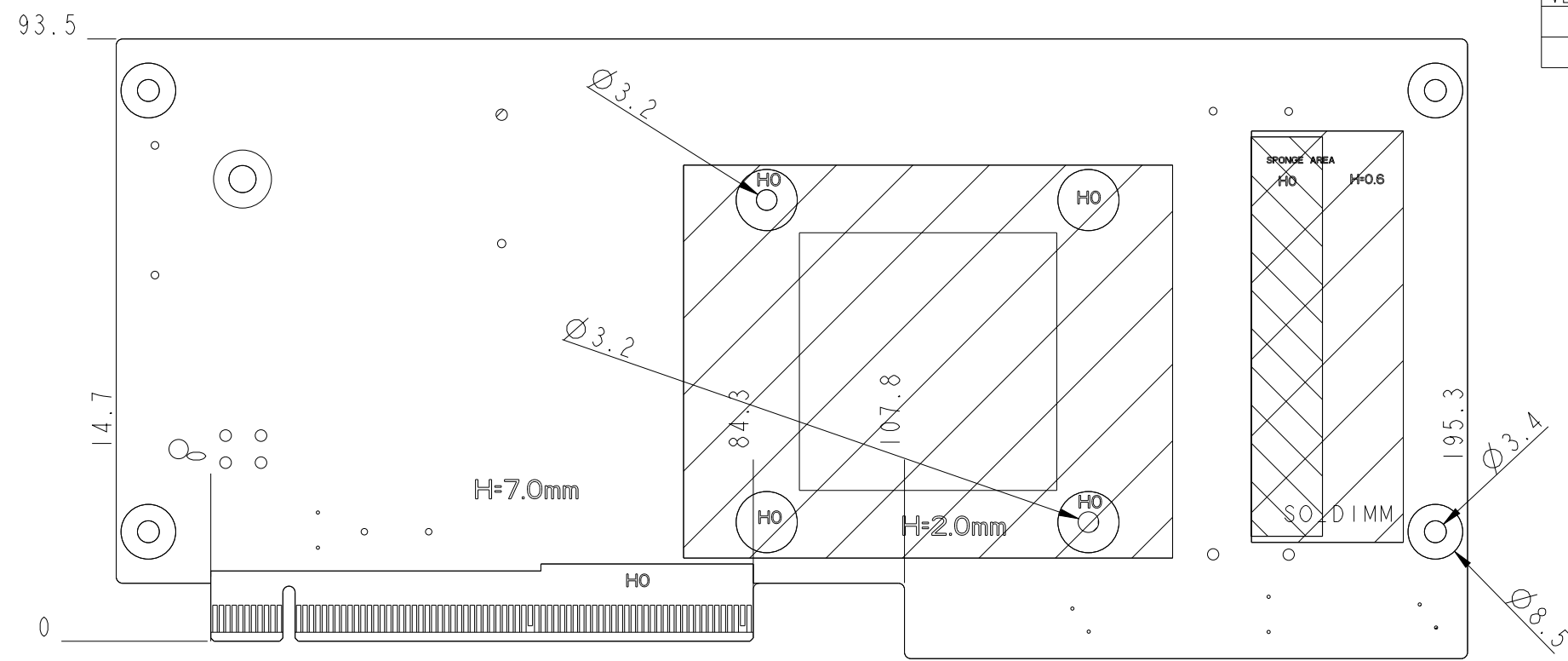


VER.	MARK.	DCR/ECN NO.	DATE	UPDATE DESCRIPTION	SIGNATURE



MATERIAL (SPEC.)	SEE NOTES	SCALE																																																																															
FINISH	SEE NOTES	SHEET																																																																															
<table border="1"> <thead> <tr> <th>Select Dim.</th> <th>tol.</th> <th>A</th> <th>B</th> <th>C</th> <th>EPS</th> <th>EPE</th> <th>BAG</th> <th>CTN</th> <th>LABEL</th> <th>USR</th> </tr> </thead> <tbody> <tr> <td>0~6</td> <td>0.05</td> <td>0.05</td> <td>0.10</td> <td></td> <td></td> <td></td> <td></td> <td></td> <td>0.20</td> <td>0.05</td> </tr> <tr> <td>6~30</td> <td>0.10</td> <td>0.15</td> <td>0.20</td> <td>0.50</td> <td>0.50</td> <td>3.00</td> <td></td> <td></td> <td>0.20</td> <td>0.05</td> </tr> <tr> <td>30~120</td> <td>0.15</td> <td>0.20</td> <td>0.30</td> <td>0.50</td> <td>0.50</td> <td>5.00</td> <td>2.00</td> <td>0.25</td> <td>0.10</td> <td></td> </tr> <tr> <td>120~300</td> <td>0.20</td> <td>0.30</td> <td>0.40</td> <td>1.00</td> <td>1.00</td> <td>10.00</td> <td>3.00</td> <td>0.30</td> <td>0.15</td> <td></td> </tr> <tr> <td>300~450</td> <td>0.25</td> <td>0.40</td> <td>0.50</td> <td>2.00</td> <td>2.00</td> <td>15.00</td> <td>5.00</td> <td>0.50</td> <td>0.20</td> <td></td> </tr> <tr> <td>450~600</td> <td>0.30</td> <td>0.50</td> <td>0.60</td> <td>3.00</td> <td>3.00</td> <td>20.00</td> <td>5.00</td> <td>0.80</td> <td>0.20</td> <td></td> </tr> </tbody> </table>	Select Dim.	tol.	A	B	C	EPS	EPE	BAG	CTN	LABEL	USR	0~6	0.05	0.05	0.10						0.20	0.05	6~30	0.10	0.15	0.20	0.50	0.50	3.00			0.20	0.05	30~120	0.15	0.20	0.30	0.50	0.50	5.00	2.00	0.25	0.10		120~300	0.20	0.30	0.40	1.00	1.00	10.00	3.00	0.30	0.15		300~450	0.25	0.40	0.50	2.00	2.00	15.00	5.00	0.50	0.20		450~600	0.30	0.50	0.60	3.00	3.00	20.00	5.00	0.80	0.20		UNIT	PART NAME		
Select Dim.	tol.	A	B	C	EPS	EPE	BAG	CTN	LABEL	USR																																																																							
0~6	0.05	0.05	0.10						0.20	0.05																																																																							
6~30	0.10	0.15	0.20	0.50	0.50	3.00			0.20	0.05																																																																							
30~120	0.15	0.20	0.30	0.50	0.50	5.00	2.00	0.25	0.10																																																																								
120~300	0.20	0.30	0.40	1.00	1.00	10.00	3.00	0.30	0.15																																																																								
300~450	0.25	0.40	0.50	2.00	2.00	15.00	5.00	0.50	0.20																																																																								
450~600	0.30	0.50	0.60	3.00	3.00	20.00	5.00	0.80	0.20																																																																								
SIZE A3	MODEL CSGR	04_CPU_PCB_CSGR																																																																															
	CUSTOMER MODEL	CUSTOMER PART NO.	DESIGNED Calvin																																																																														
DRAFT TOLERANCE ±0.2*	CRITICAL DIM. MARK *		APPROVED Jason																																																																														